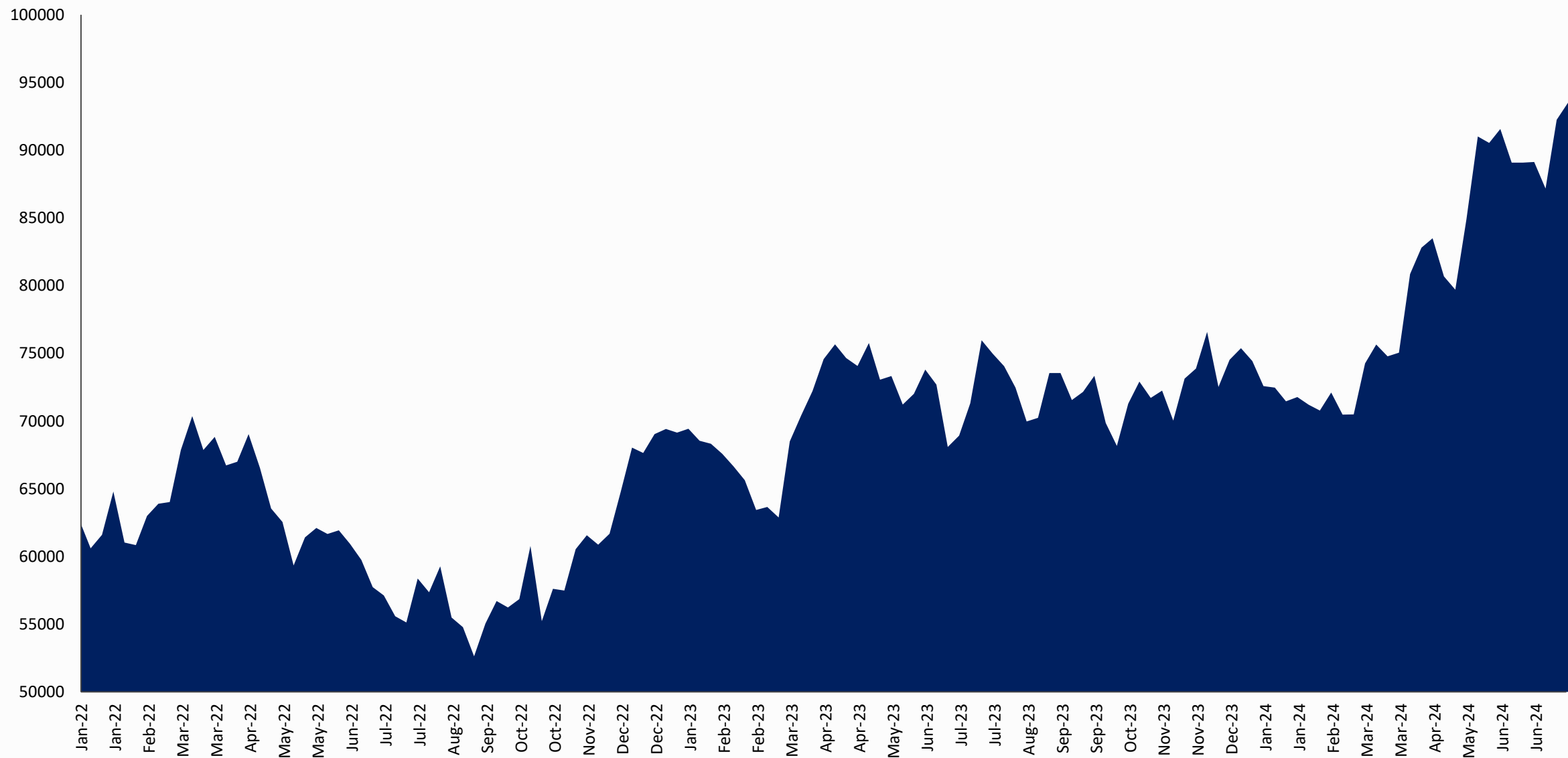


Riding the Silver Bull Run



Silver's (₹) Price from 2022-2024

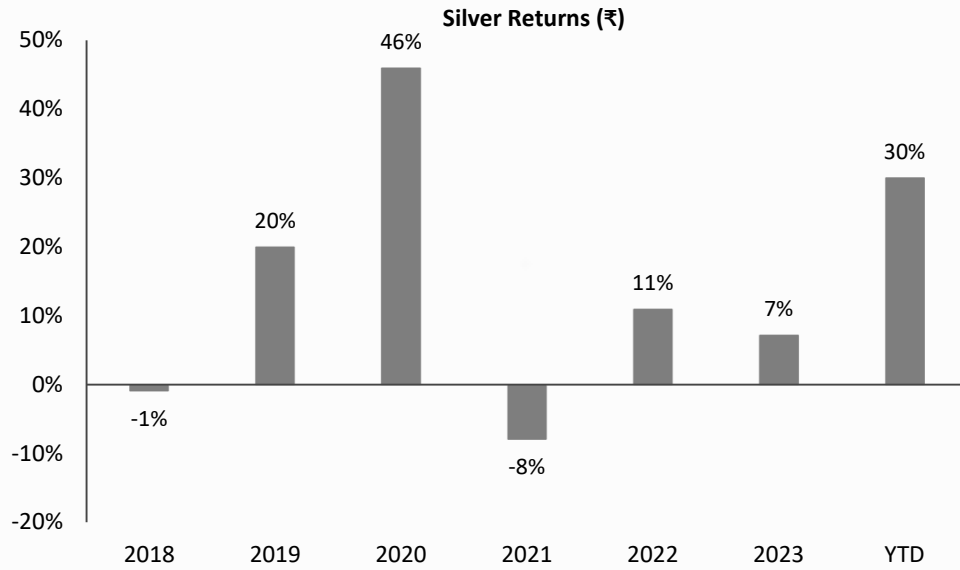


Source: Reuters

Silver's performance in different currencies

Silver's Performance in Major Currencies (2000-2024 YTD)

Year	USD	EUR	GBP	CNY	JPY	INR	Average
2000	-15.0%	-9.1%	-8.4%	-15.0%	-5.0%	-8.9%	-10.2%
2001	0.4%	6.2%	3.3%	0.4%	15.7%	3.8%	5.0%
2002	3.3%	-12.4%	-6.8%	3.3%	-6.9%	2.7%	-2.8%
2003	24.6%	3.9%	12.5%	24.6%	12.6%	18.6%	16.1%
2004	14.5%	6.3%	6.6%	14.5%	9.3%	8.6%	10.0%
2005	29.7%	48.5%	44.6%	26.5%	49.3%	35.0%	38.9%
2006	46.1%	31.1%	28.4%	41.3%	47.4%	43.3%	39.6%
2007	14.8%	3.8%	13.3%	7.4%	7.4%	2.5%	8.2%
2008	-23.5%	-20.2%	3.9%	-28.5%	-37.7%	-5.6%	-18.6%
2009	48.9%	45.4%	34.7%	49.0%	52.7%	42.3%	45.5%
2010	83.4%	96.2%	89.9%	77.0%	60.2%	76.6%	80.6%
2011	-10.3%	-7.2%	-9.9%	-14.3%	-14.9%	6.4%	-8.4%
2012	9.5%	7.3%	4.8%	8.4%	23.4%	13.6%	11.2%
2013	-36.0%	-38.5%	-37.2%	-37.8%	-22.3%	-24%	-32.6%
2014	-19.3%	-8.3%	-14.2%	-17.3%	-8.3%	-18%	-14.2%
2015	-11.7%	-1.6%	-6.7%	-7.6%	-11.2%	-7.2%	-7.7%
2016	15.2%	19.0%	37.6%	23.2%	11.9%	17.3%	20.7%
2017	6.4%	-6.8%	-2.9%	-0.3%	2.5%	-0.1%	-0.2%
2018	-8.7%	-4.4%	-3.2%	-3.5%	-11.2%	-1%	-5.3%
2019	15.2%	17.8%	10.8%	16.6%	14.2%	20%	15.8%
2020	47.8%	35.7%	43.4%	38.6%	40.5%	46%	42.0%
2021	-11.7%	-5.2%	-10.8%	-14.1%	-1.4%	-8%	-8.5%
2022	3.0%	9.4%	15.2%	11.8%	17.3%	11%	11.3%
2023	-0.9%	-3.0%	-5.8%	2.0%	6.7%	7%	1%
2024 YTD	30.2%	32.5%	30.1%	33.0%	48.0%	30.0%	33.4%



Source: Reuters

Correlation and Returns against Silver (\$)		
	Correlation (2024)	YTD Gains
Silver (\$)	-	30%
Dollar Index	65%	3.8%
Gold (\$)	94%	14.6%
Crude (\$)	48%	13.6%
Copper (LME)	93%	15.3%
Nifty	74%	12.4%

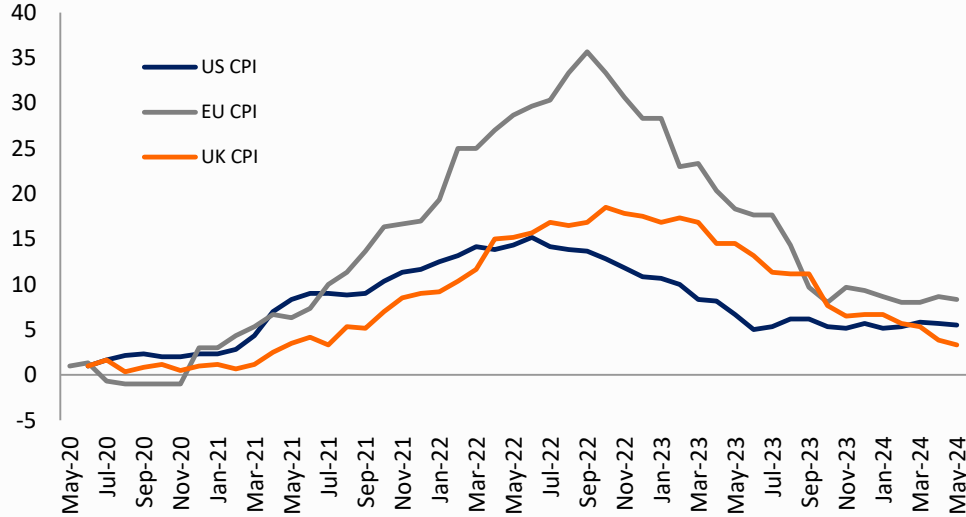
Source: Reuters

- **Silver moves away from the slow mover tag, having moved swift and steadily for this year**
- After a steady start, silver has gained by ~30% YTD
- It looks set to win the gold – silver race, despite wearing rabbit shoes
- Ambiguity regarding Fed interest rate cuts this year has kept investors on edge
- In recent Fed meeting interest rates were kept unchanged
- The Dot plot showed only 1 rate cut in 2024, down from 3 signalled in March
- Fed officials now await further evidence of easing inflation
- Weak US Economic data from the US are supporting precious metals
- Probability for a rate cut is at 70% for September Fed meeting
- Geo-political tensions have also been providing jerks to market from side-lines
- Domestic import in 2024 has also increased significantly, up by ~4000 tonnes
- ETF flows are modest, but speculative buying has cushioned prices
- Silver institute suggests that market balance for silver could remain in deficit
- Positive signals from China on economic growth or industrial demand could further support prices.

Inflation and Growth

Inflation: Down from the peak, but away from target

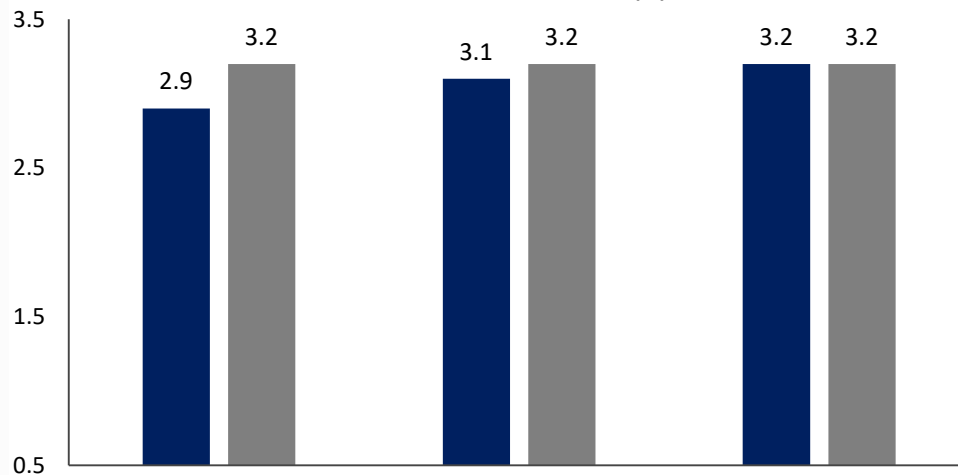
Inflation Trends of US, EU, and UK (May'20=1)



Source: Reuters

Higher Growth Forecasts, despite rate hikes and qualms

IMF Global Growth Forecast (%):

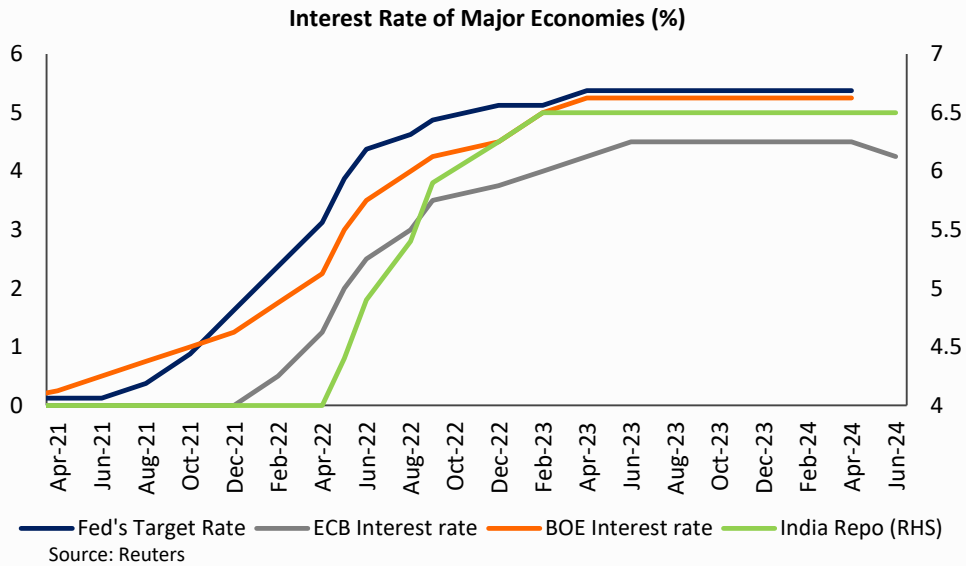


Source: IMF

- Central Banks (CB's) around the globe have been in limelight since past few years
- Inflation has been under scrutiny ever since it went up in 2021
- Post QE in 2020, inflation of major economies had reached near double digits
- To calm these inflationary pressures, major CB's have raised interest rates by ~1600bps since 2022
- Fed announced QT measures to reduce their already bloated balance sheet
- Amidst these measures, inflation pressures eased off significantly
- Even after spike in rates, no major economic impact was seen on economies
- Recent economic numbers have started to show sign of weakness
- ECB recently announced a hawkish cut of 25bps, further updates will be important to watch for.
- However, IMF's recent report showed steady growth trajectory in 2024 and 2025
- US GDP was also reported recently at 1.4%
- It will now be important for the Fed to strike a balance between Inflation and Growth

Major Central Banks Action

Interest Rates holding ground near recent peak



Fed's first rate cut is being priced in the month of September

Fed interest rate probabilities (%)					
	425-450	450-475	475-500	500-525	525-550
31-07-2024	-	-	-	4.7%	95.3%
18-09-2024	-	-	3.3%	70.0%	26.7%
11-07-2024	-	1.4%	31.3%	51.8%	15.5%
18-12-2024	1.1%	25.3%	47.7%	22.8%	3.1%

Source: cmegroup

- US central bank raised rates from 0% to ~5% in a year and is now steady
- In 2024, Fed has not announced any change in interest rate yet
- As inflationary concerns dropped market participants are bracing for rate cut
- Policymakers on other hand, want the inflation to reach around their target of 2%, Fed has announced reduction in the pace of their QT
- Governor Powell has mentioned that either fall in inflation or slowdown in growth could ignite the rate cut cycle
- From bets of around 3-4 rate cut at the start 2024, we are down to just one
- Interest rate probabilities has played a crucial role this year
- The rate cut probability has shifted from March to May to July to now Sep'24 supporting an up-move in precious metals
- Sharp difference in what the market is pricing and Fed's action is really intriguing
- CME Fed watch tool suggests, market is pricing ~70% chance for a rate cut in September Fed meeting

China and its impact on Silver (Precious + Industrial metal)

China property sector continue to struggle



Source: tradingeconomics

10% fall in China's Reserve Requirement Ratio in last 8 years



Source : Reuters

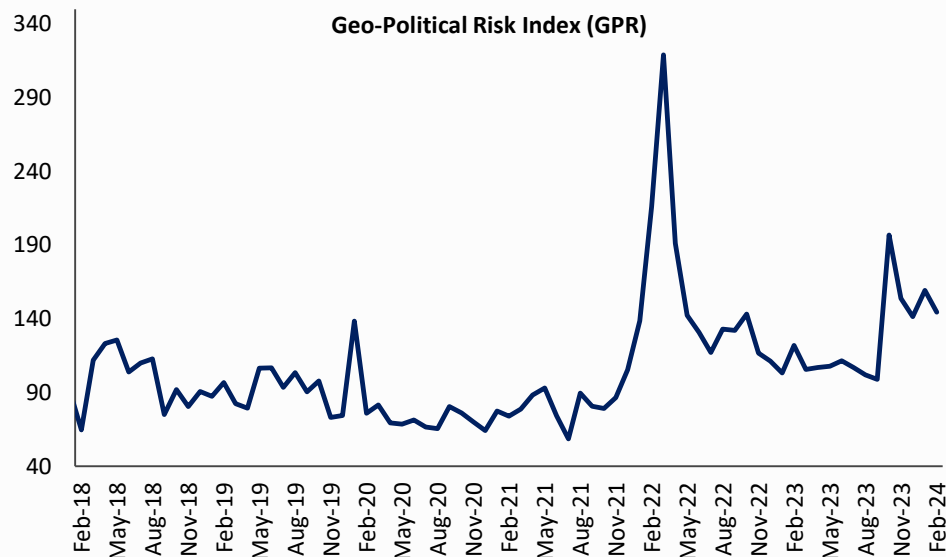
- **China** is one of the largest consumer and producers of several industrial metals
- Hence, any major move in industrial metal also triggers a move in Silver
- It was one of the only economy to have had a three year lockdown during pandemic
- Amidst this extended shutdown, economic activities had come to bare minimum
- Property sector which was under distress earlier, fell further into the hole
- China property investments fell by ~10% in first half of 2024, despite drop in prices
- Lack of FDI and slower growth increased pressure in other sectors as well
- Manufacturing PMI has been consolidating around the psychological 50 mark
- On positive side, market participants are hopeful for a liquidity push by PBoC
- Chinese inflation is near 0% so, the central bank has lot of room to cut rates
- RRR has dropped significantly over the years, but no major change in LPR has been announced
- Government has announced several measures to boost property sales and overall economy
- Chinese equity market have reversed significantly - crude, copper and gold imports are also quite high giving some confidence of the freshly brewing China story.
- Can read more about in our insight report "[The China Story](#)"

Geo- Political Tension

Geo-political tensions increase the risk premium



Geo-political risk index increased significantly since 2022

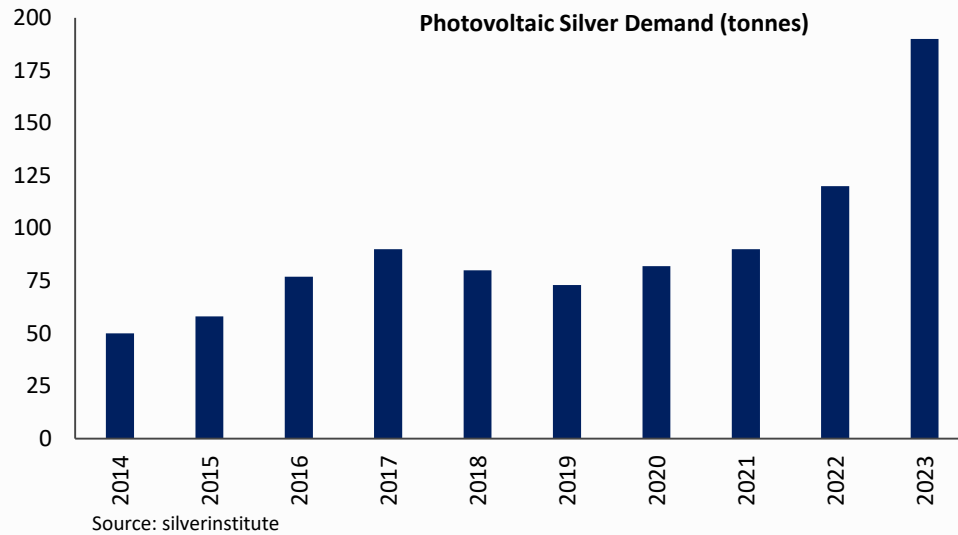


Source: Bloomberg

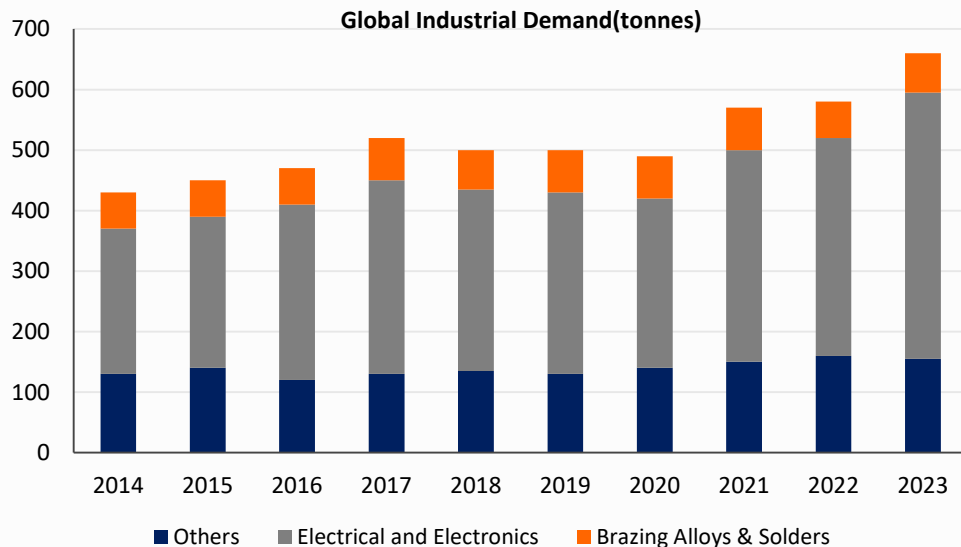
- Panic, distress or black swan events are supportive for safe haven assets
- Since 2022, i.e. Russia invaded Ukraine the risk premium in the market have been elevated
- Be it trade tensions in 2019, Russia-Ukraine 2022, Israel-Hamas 2023, all geo-political tensions are still active and providing jerks to market from side-lines
- Being an election year in the US, economic uncertainty could also boost safe haven appeal for Silver
- Before US elections, all efforts are towards a possible ceasefire – an ease off in the current tensions
- However, Israel continues to attack borders of Gaza and increasing tensions in the Middle east
- There are also updates regarding possible tensions between China and Taiwan
- To top it up, if possibility of former President Trump wining increases, we could once again see a spike in volatility
- It is safe to say that Geo-political tensions have helped precious metal pack to keep shifting its range higher

Green Technological Advancements

PV Silver Demand supporting overall industrial demand



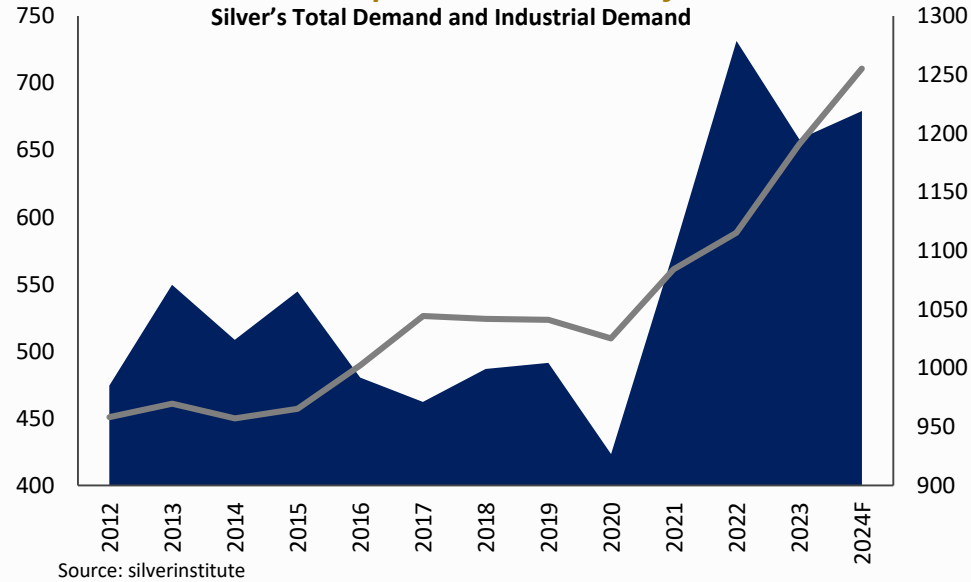
Electronics and Electrical demand grew by 20% in 2023



Silver institute report suggest the following:

- Green Tech advancement has always been supportive to the silver story
- Green Economy applications are one of the main reasons for a 11% industrial demand rise in 2023
- From Solar Panels, EV vehicles to 5G technology, silver demand is everywhere
- China accounts for 90% of global panel shipments
- China's newly added installations hit a record of 216GW bringing the world to 400GW
- Also, Industry is seeing a shift in cells i.e from PERC to TOPCon and HJT where silver requirement is higher
- In 2024, global additions are expected to be in range of 550-600GW
- There was growth in electronics for automotive applications in 2023
- The electrical sector benefited from the ramping-up investment in power grids and 5G networks
- Given the promising outlook for PV and the solid gains from power grids and 5G/6G networks, total demand in the electrical and electronics segment is expected to enjoy double-digit growth in 2024

Industrial Demand is expected to be 60% of total demand



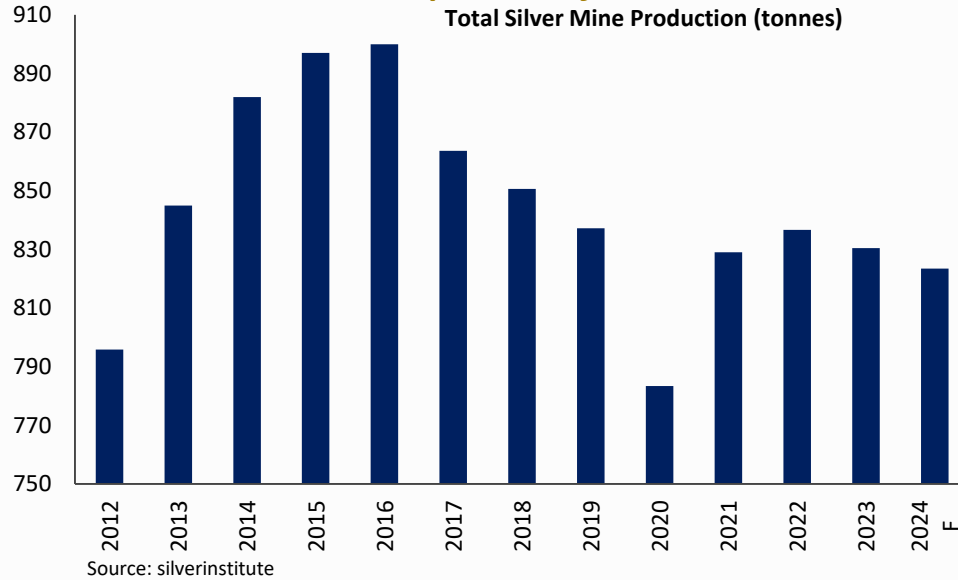
Some interesting Silver demand numbers from Silver institute forecast report

- Total Demand is expected to grow by ~2% from 2023 to 2024
- Total Demand in 2024 is expected to be ~1219 tonnes, while 2022 demand was ~1279 tonnes
- Industrial Demand is expected to be at the highest @ ~710.9 tonnes
- Industrial Demand is expected to grow by ~8.5% since 2023 and ~40% since pandemic
- Jewellery and silverware is expected to increase by ~4.5%
- Net physical and photography demand are expected to fall

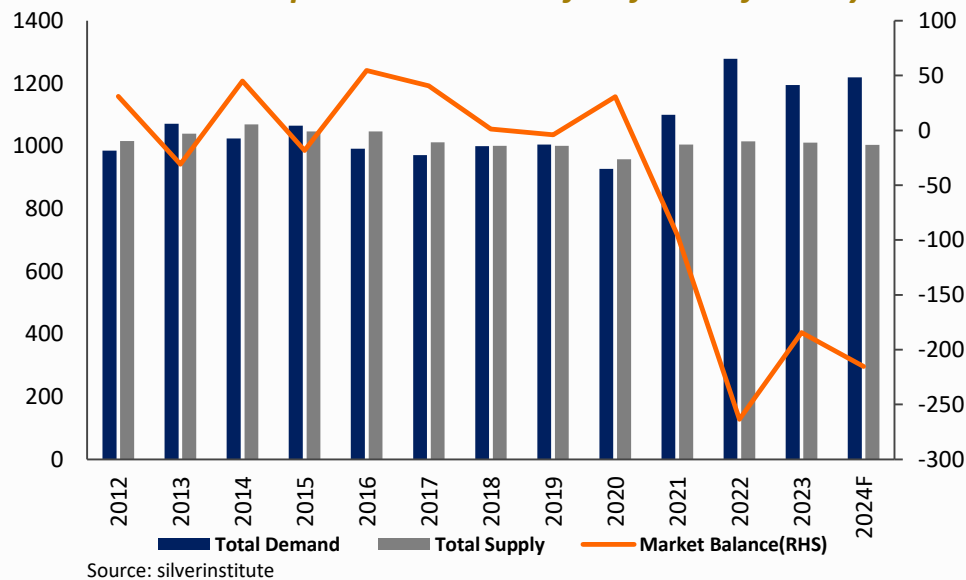
Slight pick-up in Silver Jewellery and Silverware Demand



Silver Mine Production expected to fall in 2024



Market Balance expected to be in deficit for the fourth year



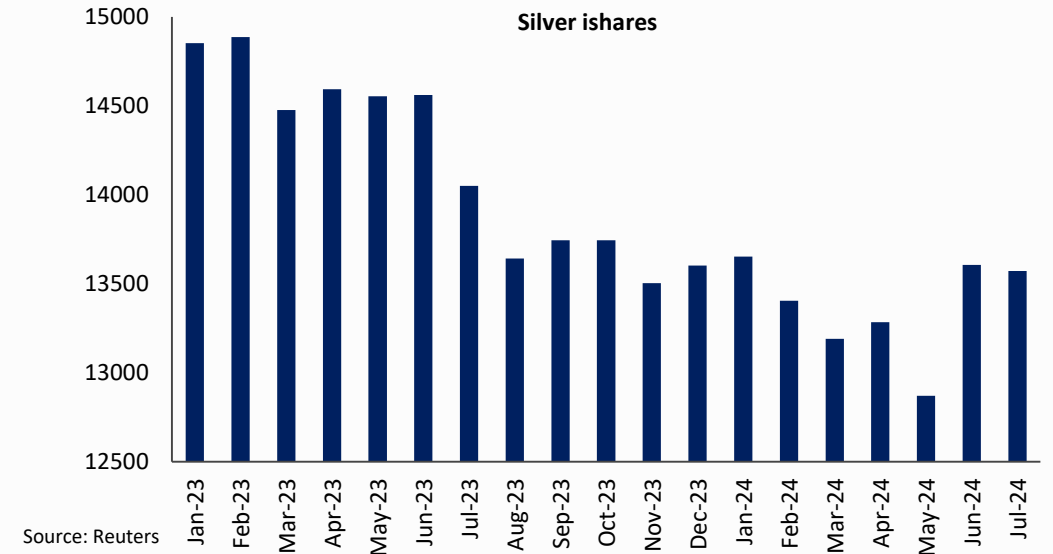
Interesting Silver Supply number from Silver institute forecast report

- Total Supply is expected to fall by ~1% from 2023 to 2024
- Total Supply in 2024 is expected to be ~1004 tonnes, similar to what it was in 2021
- A fall of 1% is expected in Mine production from previous year
- Mine Production is expected to be @ 823.5 tonnes, amidst several challenges in mines increasing supply constraints
- Interestingly, life time high prices at domestic front is also not supporting the case for recycling
- Recycling is expected to be steady on Yearly basis
- Positive case for silver is its market balance
- Silver demand for the fourth year is expected to surpass Silver's supply
- That means market balance for Silver is expected to remain in deficit this year as well

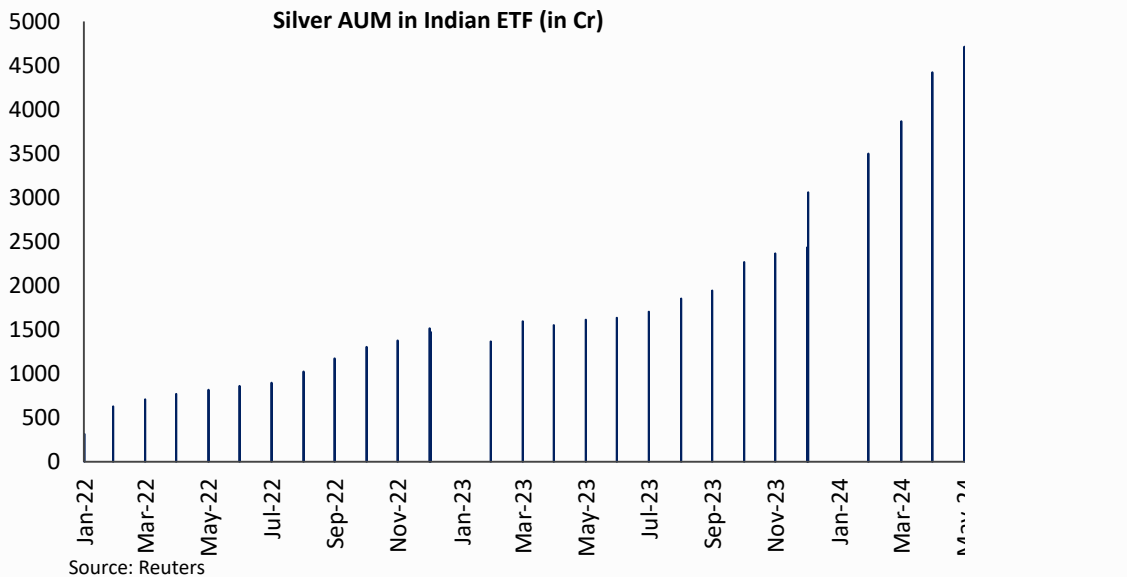
Domestic Silver imports surpassed last years inflow



Two months of relief after sharp outflows in Silver ishares



Significant jump in Silver AUM of major mutual funds



Long built up than short covering in Silver



Parity Price of Silver in Rupees at various dollar levels

Silver in \$ Rs/\$	26	28	30	32	34	36	38	40
80	76599	82491	88384	94276	100168	106060	111953	117845
81	77557	83523	89488	95454	101420	107386	113352	119318
82	78514	84554	90593	96633	102672	108712	114751	120791
83	79472	85585	91698	97811	103924	110038	116151	122264
84	80429	86616	92803	98990	105177	111363	117550	123737
85	81387	87647	93908	100168	106429	112689	118950	125210
86	82344	88678	95012	101347	107681	114015	120349	126683

 Most Probable path

 Alternative levels on weaker USD:INR correlat

- *With over 30% gains in recent months, we are likely to see some profit booking at certain intervals, however any major dips could be used as an buying opportunity.*
- *Important support is near ₹86,000-86,500; while we revise our targets higher from ₹1,00,000 to ₹1,25,000 on domestic front and \$40 on Comex, from a 12-15 month perspective.*
- *Buying on dips is recommended for Silver*

Commodity Disclosure & Disclaimer:

The following Disclosures are being made in compliance with the SEBI Research Analyst Regulations 2014 (herein after referred to as the Regulations).

Motilal Oswal Financial Services Ltd. (MOFSL) is a SEBI Registered Research Analyst having registration no. INH000000412. MOFSL, the Research Entity (RE) as defined in the Regulations, is engaged in the business of providing Stock broking services, Depository participant services & distribution of various financial products. MOFSL is a listed public company, the details in respect of which are available on www.motilaloswal.com. MOFSL is registered with the Securities & Exchange Board of India (SEBI) and is a registered Trading Member with National Stock Exchange of India Ltd. (NSE) and Bombay Stock Exchange Limited (BSE), Multi Commodity Exchange of India Limited (MCX) and National Commodity & Derivatives Exchange Limited (NCDEX) for its stock broking activities & is Depository participant with Central Depository Services Limited (CDSL) National Securities Depository Limited (NSDL), NERL, COMRIS and CCRL and is member of Association of Mutual Funds of India (AMFI) for distribution of financial products and Insurance Regulatory & Development Authority of India (IRDA) as Corporate Agent for insurance products. Details of associate entities of Motilal Oswal Financial Services Ltd. are available on the website at <http://online-reports.motilaloswal.com/Dormant/documents/Associate%20Details.pdf>

Details of pending Enquiry Proceedings of Motilal Oswal Financial Services Limited are available on the website at <https://galaxy.motilaloswal.com/ResearchAnalyst/PublishViewLitigation.aspx>

Terms & Conditions:

1. This document is not for public distribution and has been furnished to you solely for your information and must not be reproduced or redistributed to any other person. Persons into whose possession this document may come are required to observe these restrictions.
2. This material is for the personal information of the authorized recipient and we are not soliciting any action based upon it.
3. This report is not to be construed as an offer to sell or solicitation of an offer to buy any commodity or commodity derivative to any person in any jurisdiction where such an offer or solicitation would be illegal.
4. It is for the general information of clients of MOFSL. It doesn't constitute a personal recommendation or take into account the particular investment objectives, financial situations, or needs of individual clients.
5. The report and information contained herein is strictly confidential and may not be altered in any way, transmitted to, copied or distributed, in part or in whole, to any other person or to the media or reproduced in any form, without prior written consent of MOFSL.
6. The report is based on the facts, figures and information that are considered true, correct, reliable and accurate.
7. All such information and opinions are subject to change without notice.
8. Though disseminated to all the customers simultaneously, not all customers may receive this report at the same time. MOFSL will not treat recipients as customers by virtue of their receiving this report.
9. We have reviewed the report, and in so far as it includes current or historical information, it is believed to be reliable though its accuracy or completeness cannot be guaranteed.
10. Neither MOFSL, nor any person connected with it, accepts any liability arising from the use of this document.
11. The recipients of this material should rely on their own investigations and take their own professional advice. Price and value of the commodity referred to in this material may go up or down. Past performance is not a guide for future performance.
12. Certain transactions including those involving commodity derivatives involve substantial risk and are not suitable for all investors.
13. Reports based on technical analysis centers on studying charts of a commodity's price movement and trading volume as opposed to focusing on a commodity's fundamentals and as such may not match with a report on a commodity's fundamentals.
14. Proprietary trading desk of MOFSL or its associates maintains arm's length distance with Research Team as all the activities are segregated from MOFSL research activity and therefore it can have an independent view with regards to subject commodity for which Research Team have expressed their views.
15. MOFSL or its associates or Research Analyst or his relatives may have Open Position in subject commodity.
16. A graph of daily closing prices of commodities is available at <http://www.moneyline.co.in/>
17. Opinions expressed are our current opinions as of the date appearing on this material only. Prospective investors and others are cautioned that any forward-looking statements are not predictions and may be subject to change without notice.
18. The commodities discussed and opinions expressed in this report may not be suitable for all investors, who must make their own investment decisions, based on their own investment objectives, financial positions and needs of specific recipient.
19. This may not be taken in substitution for the exercise of independent judgment by any recipient. Each recipient of this document should make such investigations as it deems necessary to arrive at an independent evaluation of an investment in the securities of companies referred to in this document (including the merits and risks involved), and should consult its own advisors to determine the merits and risks of such an investment.
20. The Company reserves the right to make modifications and alternations to this statement as may be required from time to time without any prior approval. MOFSL, its associates, their directors and the employees may from time to time, effect or have effected an own account transaction in, or deal as principal or agent in or for the commodities mentioned in this document.
21. The views expressed are those of the analyst, and the Company may or may not subscribe to all the views expressed therein.
22. The commodities described herein may or may not be eligible for trade in all jurisdictions or to certain category of investors. Persons in whose possession this document may come are required to inform themselves of and to observe such restriction. Neither the Firm, nor its directors, employees, agents or representatives shall be liable for any damages whether direct or indirect, incidental, special or consequential including lost revenue or lost profits that may arise from or in connection with the use of the information. The person accessing this information specifically agrees to exempt MOFSL or any of its affiliates or employees from, any and all responsibility/liability arising from such misuse and agrees not to hold MOFSL or any of its affiliates or employees responsible for any such misuse and further agrees to hold MOFSL or any of its affiliates or employees free and harmless from all losses, costs, damages, expenses that may be suffered by the person accessing this information due to any errors and delays.
23. Certain transactions -including those involving futures, options, another derivative products as well as non-investment grade securities - involve substantial risk and are not suitable for all investors.
24. MOFSL and its associate company(ies), their directors and Research Analyst and their relatives may (a) from time to time, have long or short positions in, and buy or sell the commodities mentioned herein or (b) be engaged in any other transaction involving such commodities and earn brokerage or other compensation or act as a market maker in the commodity/ (ies) discussed herein or have other potential conflict of interest with respect to any recommendation and related information and opinions. However the same shall have no bearing whatsoever on the specific recommendations made by the analyst(s), as the recommendations made by the analyst(s) are completely independent of the views of the associates of MOFSL even though there might exist an inherent conflict of interest in some of the commodities mentioned in the research report.
25. MOFSL and its associates and Research Analyst have not received any compensation or other benefits in connection with the research report. Compensation of Research Analysts is not based on any brokerage transactions generated by broking activities under Motilal Oswal group.

This report is meant for the clients of Motilal Oswal only.

Investment in securities market are subject to market risks. Read all the related documents carefully before investing.

Registration granted by SEBI and certification from NISM in no way guarantee performance of the intermediary or provide any assurance of returns to investors

Registered Office Address: Motilal Oswal Tower, Rahimtullah Sayani Road, Opposite Parel ST Depot, Prabhadevi, Mumbai-400025; Tel No.: 022 - 71934200 / 71934263; www.motilaloswal.com. Correspondence Address: Palm Spring Centre, 2nd Floor, Palm Court Complex, New Link Road, Malad (West), Mumbai- 400 064. Tel No: 022 71881000. Details of Compliance Officer: Neeraj Agarwal, Email Id: na@motilaloswal.com, Contact No.:022-40548085.

Grievance Redressal Cell:

Contact Person	Contact No.	Email ID
Ms. Hemangi Date	022 40548000 / 022 67490600	query@motilaloswal.com
Ms. Kumud Upadhyay	022 40548082	servicehead@motilaloswal.com
Mr. Ajay Menon	022 40548083	am@motilaloswal.com

Registration details of group entities.: Motilal Oswal Financial Services Ltd. (MOFSL): INZ000158836 (BSE/NSE/MCX/NCDEX); CDSL and NSDL: IN-DP-16-2015; Research Analyst: INH000000412 . AMFI: ARN : 146822. IRDA Corporate Agent – CA0579. Motilal Oswal Financial Services Ltd. is a distributor of Mutual Funds, PMS, Fixed Deposit, Insurance, Bond, NCDs and IPO products.

Customer having any query/feedback/ clarification may write to query@motilaloswal.com. In case of grievances for any of the services rendered by Motilal Oswal Financial Services Limited (MOFSL) write to grievances@motilaloswal.com, for DP to dpgrievances@motilaloswal.com.